


# Extended Central Unit Set of MIREL VZ1 Train Protection

## Type **VZ1ZJSET**

Illustrative picture

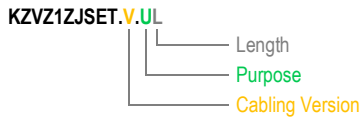
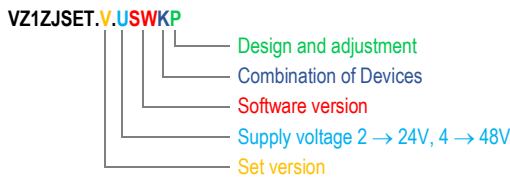
Extended central unit set of train protection represents a compact solution for integration of train protection central unit and of interacting devices on rolling stock.

Depending on specific modification, the extended train protection set can integrate VZ1ZJ train protection central unit, converter of MIREL SPIO communication bus, MIREL STB function port as well as evaluation and control unit of MIREL SHPE system. Set is supplied as a built-in unit in a standardized 19" structural system, without cabling.



Interlinking cable set KZVZ1ZJSET.1A can be ordered additionally to VZ1ZJSET, which enables interlinking of devices within the set, as well as connecting cable set KZVZ1ZJSET.1B by means of which the set is wired to terminal panel. Available modifications of interlinking and connecting cables are part of present Catalogue Sheet.

### Nomenclature



### Modification

Designation	VZ1ZJ	STB	SHPE	SPIO	Rack
<b>VZ1ZJSET.1.204A1</b>	VZ1ZJ.1U.2R04CEH6S	STB.1.203C1U	–	–	SR3UA.1.AA
<b>VZ1ZJSET.1.204B1</b>	VZ1ZJ.1U.2R04CEH6PS	STB.1.203C1U	SHPE.1.201AU	–	SR3UA.1.AB

### Modifications prepared for new applications

Designation	VZ1ZJ	STB	SHPE	SPIO	Rack	Notes
<b>VZ1ZJSET.1.204A2</b>	VZ1ZJ.1U.2R04CEH6S	STB.1.203C2U	–	–	SR3UA.1.AA	WF1023
<b>VZ1ZJSET.1.204A3</b>	VZ1ZJ.1U.2R04CEHS	STB.1.203CU	–	–	SR3UA.1.AA	WF1103
<b>VZ1ZJSET.1.204A4</b>	VZ1ZJ.1U.2R04EH6	STB.1.203C1U	–	–	SR3UA.1.AA	WF1092
<b>VZ1ZJSET.1.204A5</b>	VZ1ZJ.1U.2R04EH6	STB.1.203C2U	–	–	SR3UA.1.AA	WF1092
<b>VZ1ZJSET.1.204B2</b>	VZ1ZJ.1U.2R04EP1	STB.1.203CU	SHPE.1.201AU	–	SR3UA.1.AB	WF1083
<b>VZ1ZJSET.1.204B3</b>	VZ1ZJ.1U.2R04CEH6P1S	STB.1.203CU	SHPE.1.201AU	–	SR3UA.1.AB	WF1094
<b>VZ1ZJSET.1.204D1</b>	VZ1ZJ.1U.2R04CES	STB.1.203C0U	–	SPIO.1.201AU	SR3UA.1.BC	WF1141
<b>VZ1ZJSET.1.204G1</b>	VZ1ZJ.1U.2R04CS	–	–	SPIO.1.201AU	SR3UA.1.BE	WF1153

## Interlinking cable set

Designation	Purpose	Usage
<b>KZVZ1ZJSET.1A.A</b>	VZ1ZJSET.1.204A1 VZ1ZJSET.1.204A2 VZ1ZJSET.1.204A3 VZ1ZJSET.1.204A4 VZ1ZJSET.1.204A5 VZ1ZJSET.1.204D1	standard interlinking
<b>KZVZ1ZJSET.1A.B</b>	VZ1ZJSET.1.204B1 VZ1ZJSET.1.204B2 VZ1ZJSET.1.204B3	standard interlinking

## Connecting cable set

Designation	Purpose	Length [m]	Usage
<b>KZVZ1ZJSET.1B.A15</b>	VZ1ZJSET.1.204A1 VZ1ZJSET.1.204A2 VZ1ZJSET.1.204A3 VZ1ZJSET.1.204A4 VZ1ZJSET.1.204A5 VZ1ZJSET.1.204G1	1,5	without wiring STB-B1, STB-D1, STB-D2, STB-D3
<b>KZVZ1ZJSET.1B.A30</b>	VZ1ZJSET.1.204A1 VZ1ZJSET.1.204A2 VZ1ZJSET.1.204A3 VZ1ZJSET.1.204A4 VZ1ZJSET.1.204A5 VZ1ZJSET.1.204G1	3,0	without wiring STB-B1, STB-D1, STB-D2, STB-D3
<b>KZVZ1ZJSET.1B.B15</b>	VZ1ZJSET.1.204B1 VZ1ZJSET.1.204B2 VZ1ZJSET.1.204B3	1,5	without wiring STB-B1, STB-D1, STB-D2, STB-D3
<b>KZVZ1ZJSET.1B.B30</b>	VZ1ZJSET.1.204B1 VZ1ZJSET.1.204B2 VZ1ZJSET.1.204B3	3,0	without wiring STB-B1, STB-D1, STB-D2, STB-D3
<b>KZVZ1ZJSET.1B.D15</b>	VZ1ZJSET.1.204D1	1,5	without wiring SPIO-A1, SPIO-A2
<b>KZVZ1ZJSET.1B.D30</b>	VZ1ZJSET.1.204D1	3,0	without wiring SPIO-A1, SPIO-A2

## Specifications

The Catalogue Sheet has been prepared on the basis of the following specifications:

No.	Version	Title
2976VZ1	241119	VZ1ZJSET Conditions of Use
257VZ1	240129	MIREL VZ1 Technical conditions
1357VZ1	241030	MIREL STB Technical conditions
2298SHP	210112	MIREL SHP Technical conditions
800SPIO	190515	MIREL SPIO Technical conditions
1122VZ1	240702	MIREL VZ1 Installation Manual
2884M	230322	SR3UA Installation conditions
153VZ1	241127	MIREL VZ1 Operating Manual
154VZ1	241127	MIREL VZ1 Maintenance Manual, Diagnostics

## Usage

MIREL VZ1 – train protection system